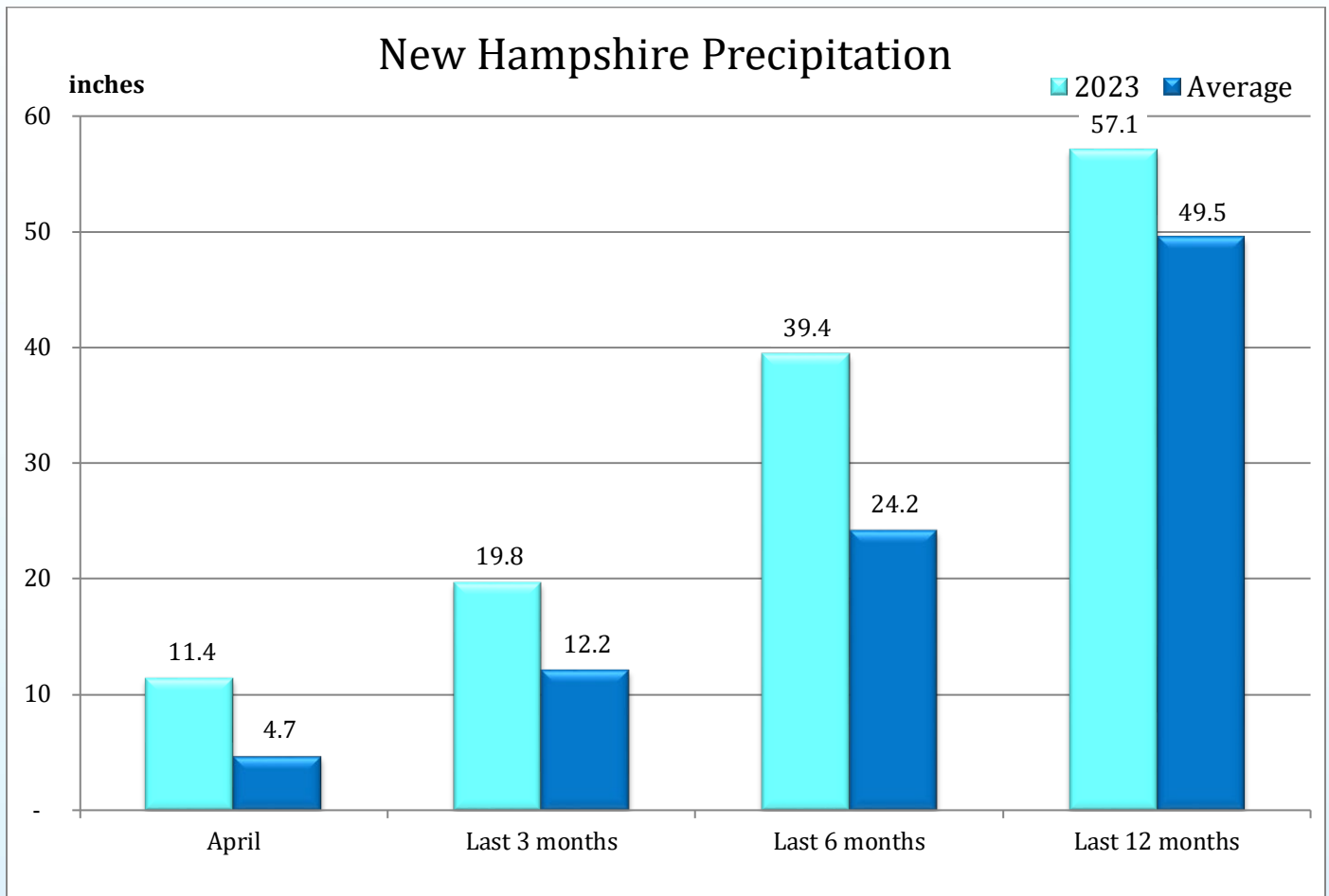


Water Supply Update

Serving the Communities of Hampton, North Hampton, Rye & Stratham

Weather Trends/Outlook

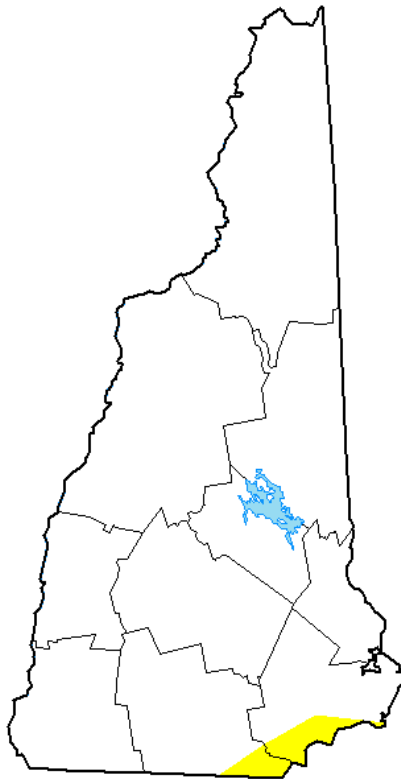
April was very wet. Precipitation totaled 11.4 inches, compared to the long-term average of 4.7 inches. Higher than average precipitation over the past year has alleviated drought conditions. The U.S. Drought Monitor map shows no dry or drought conditions currently in any of Aquarion’s service areas.











U.S. Drought Monitor New Hampshire

May 2, 2023
(Released Thursday, May. 4, 2023)
Valid 8 a.m. EDT



Intensity:

-  None
-  D0 Abnormally Dry
-  D1 Moderate Drought
-  D2 Severe Drought
-  D3 Extreme Drought
-  D4 Exceptional Drought

The Drought Monitor focuses on broad-scale conditions. Local conditions may vary. For more information on the Drought Monitor, go to <http://droughtmonitor.unl.edu/About.aspx>

Author:

Brad Pugh
CPC/NOAA



droughtmonitor.unl.edu