



White Rock Community Meeting

December 18, 2024

AQUARION

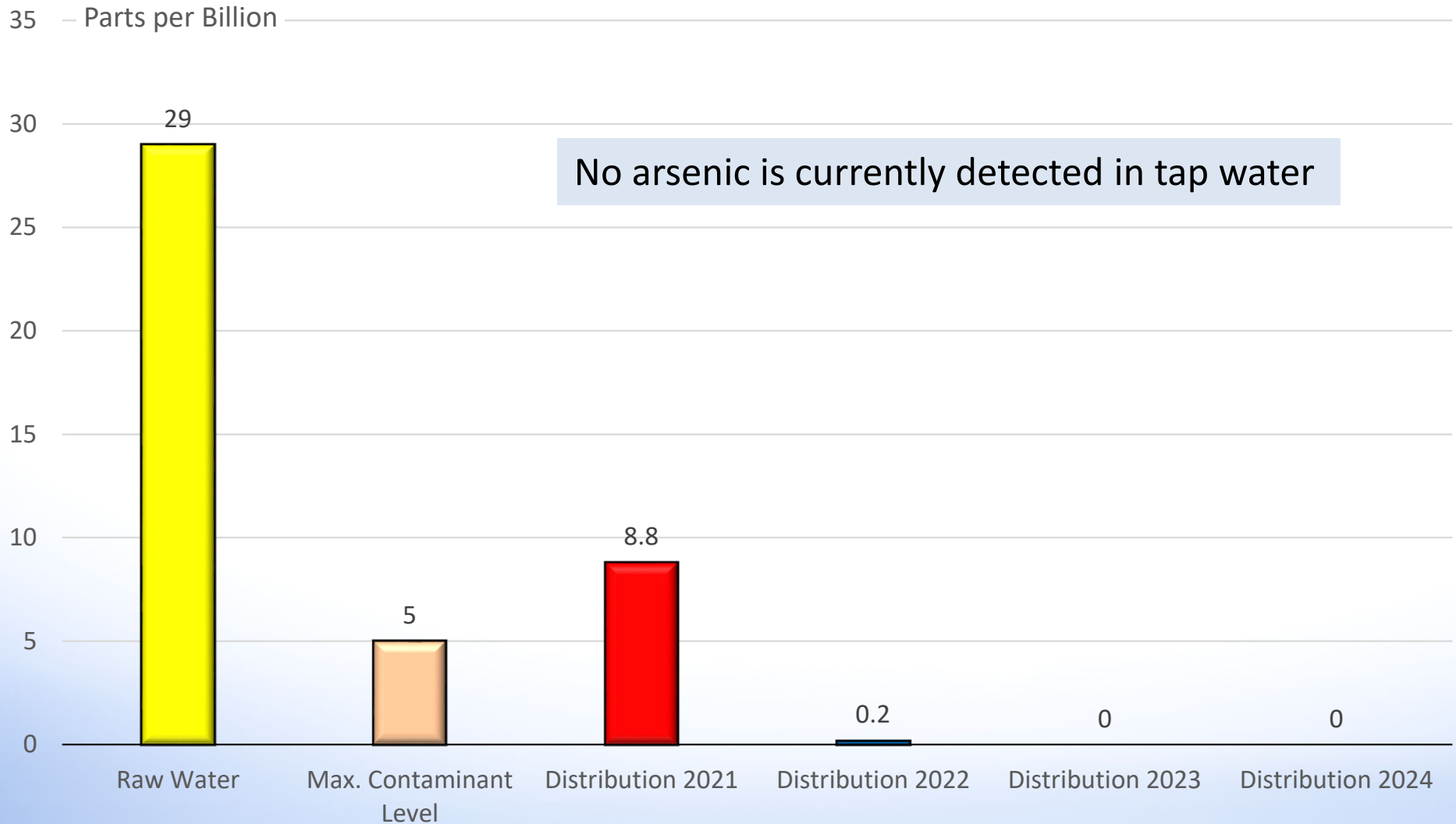


Agenda

- Water Quality (arsenic)
- System Improvements
- Well Production Performance / New Source Development
- Leaks
- Lead Service Lines
- Who Owns What / Pipe Materials



Water Quality



System Improvements 2024

- Upgraded system telemetry and controls
- Redeveloped Wells 1, 2 and 3
- Replaced pressure reducing valves



Electrical and telemetry panels

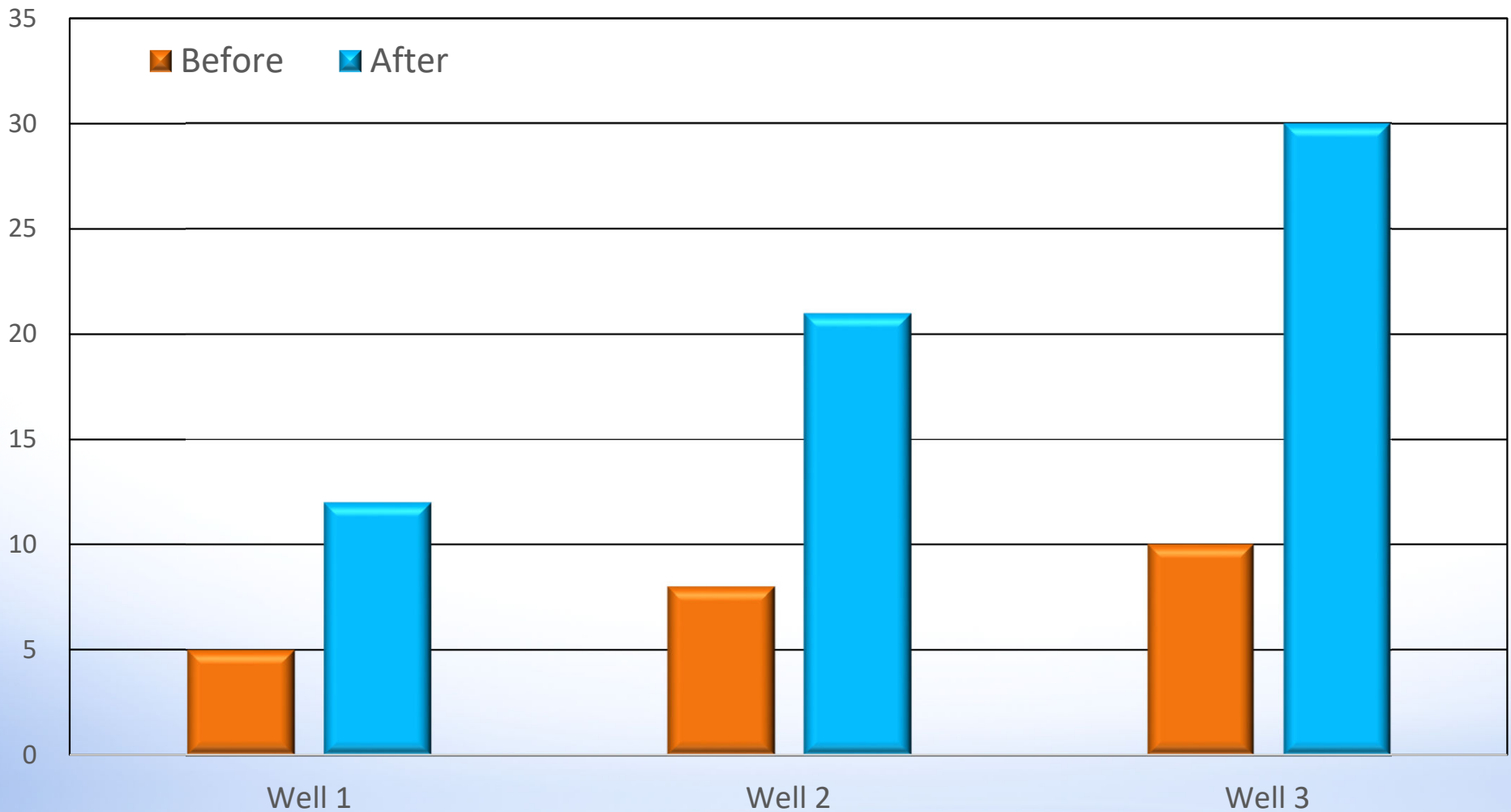


Production meter displays



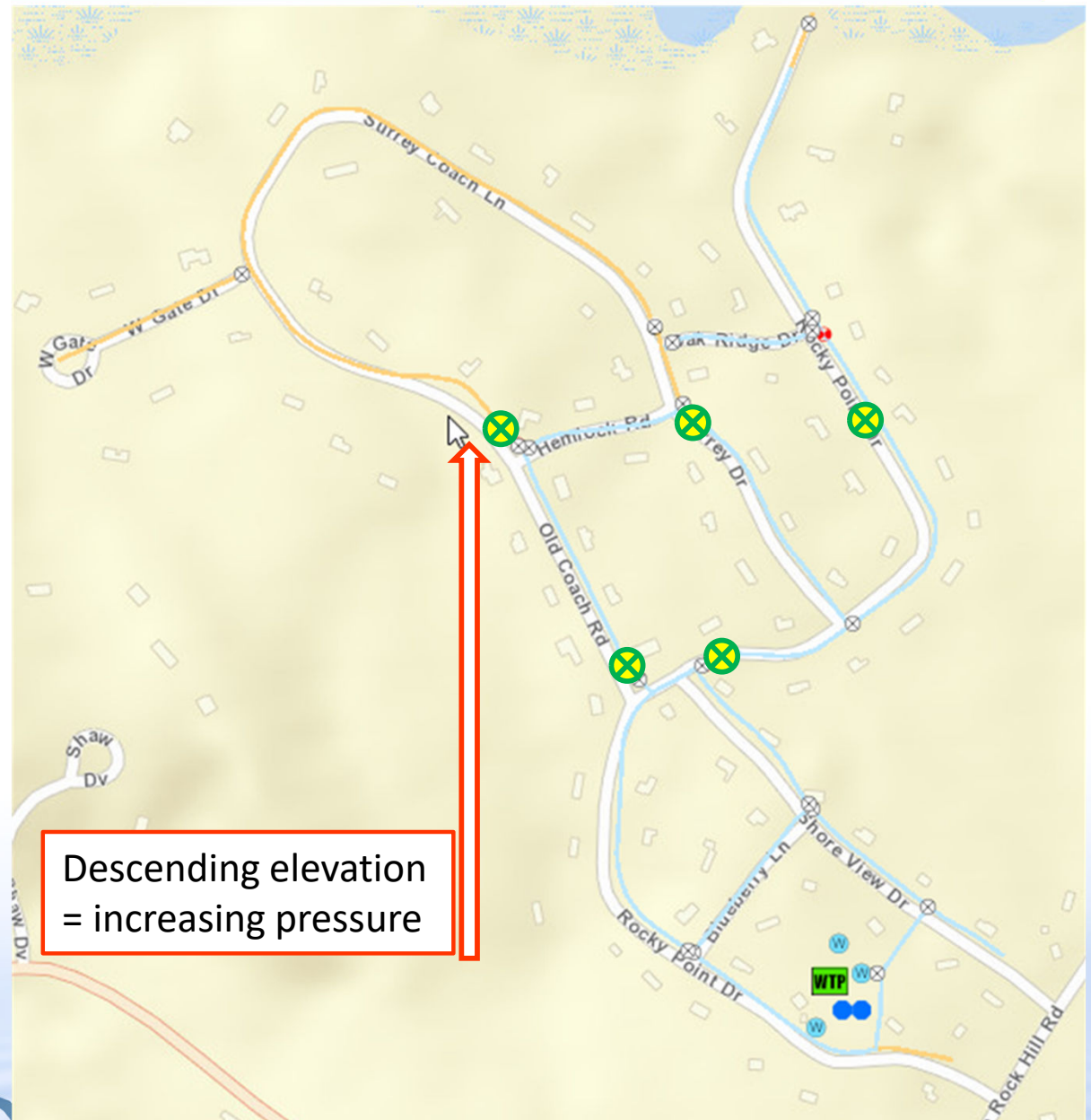
Well Redevelopment Tripled Pumping Capacity

Maximum Pumping Capacity (gallons per minute)

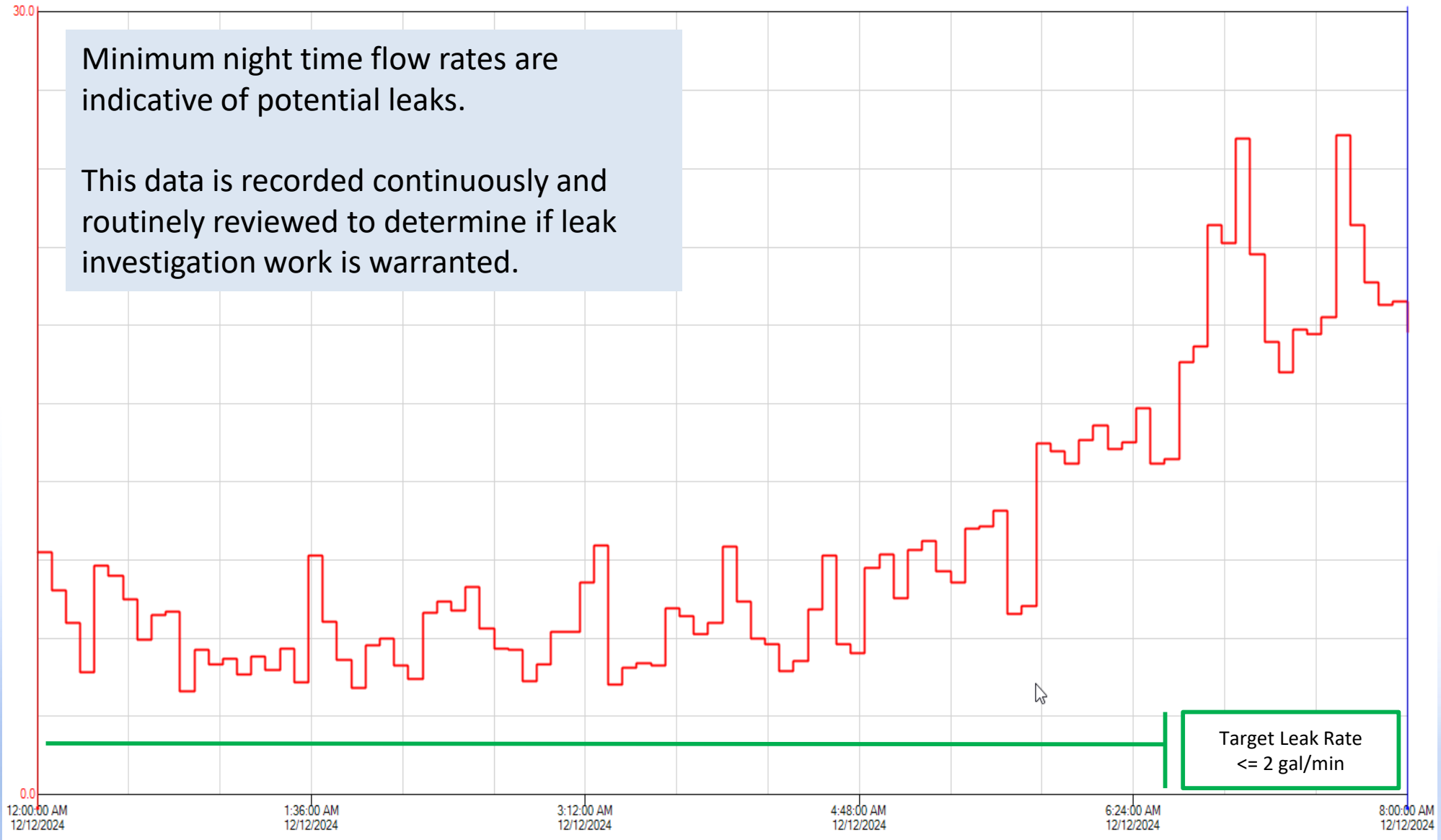


System Improvements 2024

- **Pressure Reducing Valves**
 - Failed valves result in excessive pressure (> 100 psi)
 - Higher leak rates
 - Risk of damage to pipes and appliances

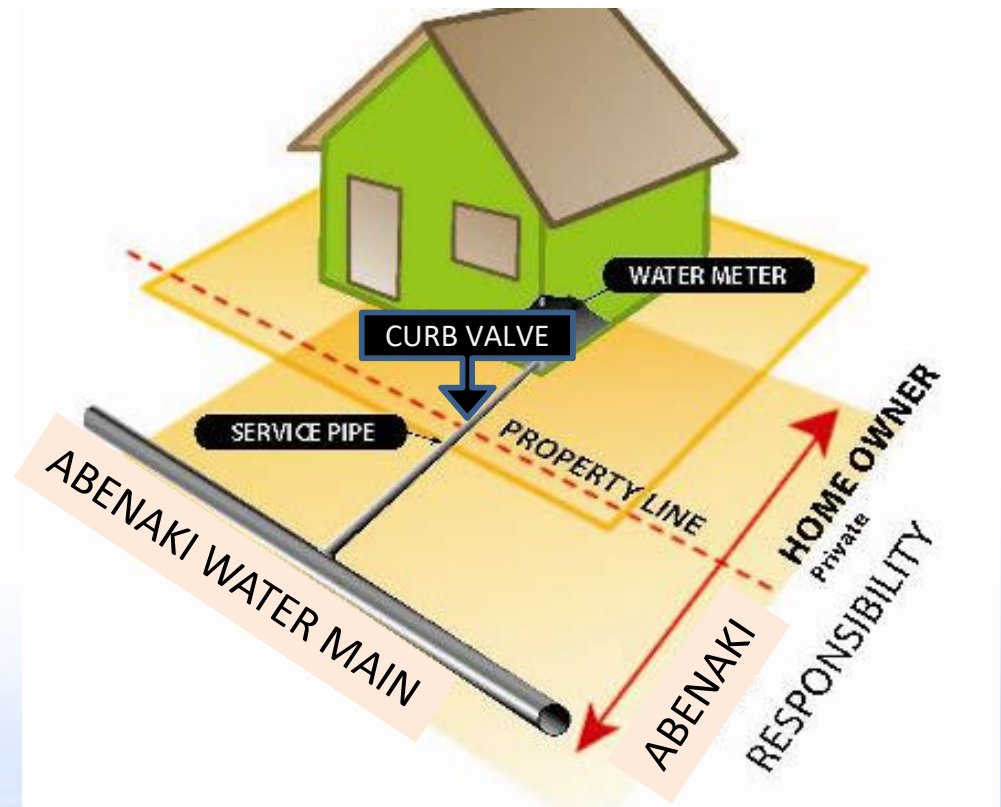


Leaks



Pipe Materials / Who Owns What

- Water Mains are made of...?
 - Stainless Steel
 - Buried Fire Hose
 - PVC Plastic
 - All of the above
- The correct answer is: **PVC Plastic**
- Abenaki owns...
 - ... water main in the street;
 - ...service up to, and including ...
 - ...curb valve; and ...
 - ...water meter inside.
- Property Owners own...
 - ... service from the curb valve; and
 - ... inside plumbing.



New Lead Regulations

Service Line Material Inventories

AQUARION
Water Company
Stewards of the Environment™

Service Line Inventory Map

4 Surrey Dr, Bow, NH

Zoom to

Service Line Material:

Utility Side: Unknown
Customer Side: Unknown

If the customer-side material is unknown and you would like to self-report it. [Please click here](#) to provide the service line material details.

Service Line Materials

- Lead
- Galvanized Requiring Replacement
- Non-Lead
- Unknown

NOTE:

Click the symbol on the map to see the address and different service line materials. If a symbol does not appear you may have to zoom in closer to the map.

100 m
200 ft

Esri Community Maps Contributors, VCGI, © OpenStreetMap, Microsoft, Esri, TomTom, Garmin, SafeGra... Powered by Esri

Guide to identifying your service line material

Below, you'll find a visual and descriptive guide to help you identify common pipe materials. From lead to plastic, learn the characteristics of each type and how to easily recognize them through simple tests and visual cues. Follow the steps below to learn how to identify your service line material:


1. Find where the water comes into your building. This is usually in the basement!
2. Observe the color of the pipe coming into your building.
3. Perform a scratch test by gently scratching the pipe with a coin or a flathead screwdriver. Observe the scratch!
4. Grab a magnet from your refrigerator and see if it sticks to the pipe.
5. Now use the key below to match your characteristics.

Service Line Material




Lead

Lead pipes are gray or silver. Scratch test: shiny and silver (soft and scratches easily). Magnets will not stick. Widens at base and forms a "bulb."



Galvanized Steel

Galvanized steel pipes are gray or silver. Scratch test: no visible scratch on surface. Magnets will stick. Has threads at connections.



Copper

Copper pipes are dull brown; greenish. Scratch test: same color as penny. Magnets will not stick.



Brass

Brass pipes are brown, can have green



Plastic

Smooth and red, blue, black, or white.